

**YEAR 1
WRITING
WORKSHOP**

JANUARY 2020

This workshop will hopefully help you have a greater knowledge of what your child does day to day in Year 1 and how you could help them improve their writing at home.

- An outline of writing in our class:
- Every morning, the children do early work with a picture on the board. They can either write sentences about what they can see, or can try and use their inference skills to infer what is happening in the picture.

They then do a phonics lesson every day for around 20-30 minutes. In this, they read, spell and write sentences which include a specific sound.

Additionally, they have an English lesson 4 out of 5 days and also Guided reading once a week.

- **Early expectations:**
- **Writing from left to right.**
- **Letters written on the line.**
- **Using finger spaces**
- **Forming letters correctly (correct way round – b and d)**
- **Using capital letters and full stops. (Capital letters to be bigger)**
- **To use their phonics to attempt to write words (e.g. c a t)**

- **Further expectations:**

- To be able to write using precursive writing.
- To use ascenders and descenders (short letters and long letters)
- To begin to use adjectives to describe the noun. (The cat is black)
- To begin to use their senses in an expanded noun phrase – (The windy weather)
- To begin to use conjunctions to join sentences together (and, but, so)
- To use the word 'because' in a sentence.

a b c d e f

g h i j k l

m n o p q

r s t u v w





x y z

- Further expectations:
- To be able to use time connectives (sentence starters).
- To be able to write at length.
- To be able to spell common exception words.
- To be able to use the correct punctuation – question marks and exclamation marks.
- To be able to write in the correct structure and to be aware of the structure of a story.
- To be able to apply their writing skills in a variety of contexts (e.g. stories, instructions, news paper articles, non fiction and fiction).
- To be able to read their writing and notice their mistakes and to edit.

Simple things you can do to help your child improve:

- Read with them as much as possible – this will help them with their vocabulary and to recognise words and the structure of writing.
- When reading, get your child to look for the capital letters and full stops and discuss how the sentence has been structured together.
- When they are writing, always mention the five senses – painting a picture in the mind of the reader.
- Give opportunities for writing at home in different contexts – writing letters to people, cards, drawing pictures/posters.
- If they ever do any writing at home – please get them to bring it in and we will show it to the rest of the class!

Year 1 - Writing Pack

A B C	●				abc 
Capital Letters	Full Stops	Finger Spaces	Writing on the line	Sounding out words	Good letter formation

Time connectives:

<i>after</i>	<i>as soon as possible</i>	<i>before</i>	<i>earlier</i>
<i>eventually</i>	<i>finally</i>	<i>in the beginning</i>	<i>in the end</i>
<i>just at that moment</i>	<i>just then</i>	<i>later</i>	<i>meanwhile</i>
<i>next</i>	<i>several months later</i>	<i>suddenly</i>	<i>while</i>
<i>first</i>	<i>without warning</i>	<i>second</i>	<i>after that</i>

Conjunctions

<i>and</i>	<i>but</i>	<i>then</i>	<i>because</i>	<i>so</i>
------------	------------	-------------	----------------	-----------